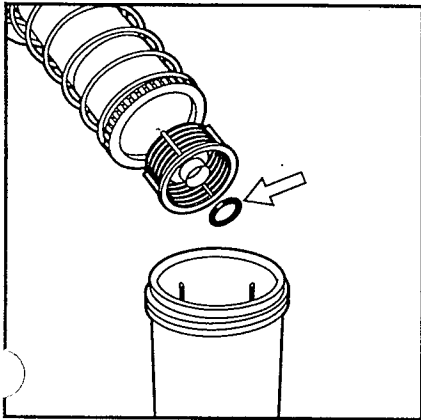


CAUTION:


Be sure to remove the anti-drain valve from the highest sprinkler in each zone. This will help prevent damage to the system due to air hammer. The ADV varies with type of product. See illustration below.

ATENCIÓN:


Asegurese de remover la valvula anti-drain del aspersor colocado en la parte mas alta de cada zona, Esto le permitira prevenir cualquier tipo de daño causado por la presion de aire. La valvula ADV varia dependiendo del producto.



5500, 6000, 6500 Series Gear Drives



7000, 7500 Series Gear Drives



6400 Series Spray Heads